

















Year 1 & 2 Homework - Africa



Dear Parents, this is your child's homework for this term. They can choose any task to complete over the term however, 2 literacy tasks must be completed during the term. Homework tasks are to be completed and photographed in to the class teacher by Dojo. Thank you for your continued support. KSI team.

<p style="text-align: center;"><u>Literacy</u></p> 	<p>Imagine you are spending a few days in Kenya, write a post card to a  family member or friend.</p>	<p>Read the story Handa's Surprise, or watch it here: https://youtu.be/AJdPlMebjAw Create a story map to retell the story.</p>	<p>Can you write the story of the plant's life cycle? https://youtu.be/Yzz2NCiIjFA</p>
<p style="text-align: center;"><u>I.C.T.</u></p> 	<p>Visit purple mash. Log in. Look at all the activities they have under the plants topic. Try to complete some.</p> 	<p>Research Water Aid and all the work they do. Make a short information poster about them.</p> 	<p>Look up some animals that live in Africa. Write a fact file about them. Where do they live? Who do they live with? What do they eat? How long do they live? Etc.</p> 
<p style="text-align: center;"><u>Creative</u></p> 	<p>African sunsets make beautiful images and silhouettes. Try to paint or draw your own.</p> 	<p>Try an African drum lesson (you could use an empty tub)</p>  <p>https://www.youtube.com/watch?v=q5U8md4rZS8</p>	<p>Make a 3D cardboard box animal</p> 
<p style="text-align: center;"><u>RE and prayer</u></p> 	<p>Pentecost is the 19th May 2024. In the New Testament the disciples spoke in tongues on Pentecost. Try to learn some phrases in different languages.</p> 	<p>In the Catholic faith, May is known as the month of Mary. During this time people often pray the rosary. This is a series of prayers, often using beads. A simple version is the 5 finger prayer. A guide is attached.</p> 	<p>Write a prayer linked to one of the other homework tasks, e.g. water aid, the animals in Africa, the plants on our planet.</p> 
<p style="text-align: center;"><u>Working Together</u></p> 	<p>In Art, we are printing, you could try to create a repetitive pattern using a potato to print with at home! (Ask an adult to help you to cut the shape/pattern)</p> 	<p>Do some gardening together, or plant some seeds to see if you can grow a plant or flower.</p> 	<p>Make and try some banana fritters. https://www.asda.com/good-living/recipe/banana-fritters</p> 

Praying with Your Five Fingers

The Sick and the Weakest

The ring finger is our weakest finger. It reminds us to pray for the weakest, the sick and those who are experiencing difficulties.

Pray for Yourself

The smallest finger reminds us to pray for ourselves once we have prayed for everyone else.

Those Who Lead Us

The tallest finger reminds us of our leaders and those who have authority. They also need guidance.

Those Who Teach Us

For those who teach you, instruct you and heal you. They need support and wisdom to direct others.

Those Who We Love

Your thumb is closest to you, so begin by praying for those who are closest to you. They are the easiest to remember.

